

# NOTARISBAROMETER

## VASTGOED

WWW.NOTARIS.BE

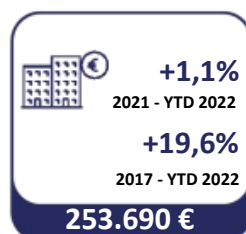

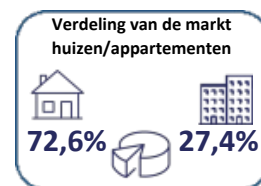
# T1 2022

Barometer 52


*De vastgoedactiviteit in ons land bleef hoog, maar in maart was er een lichte afkoeling. De gemiddelde prijs van een huis zat nog in de lift. Die van een appartement leek te stabiliseren, rekening houdend met de inflatie was er zelfs een daling.*

*Een nieuwe cijferanalyse toont ook aan dat het prijsverschil tussen een bestaand en een nieuwbouwappartement in 2021 kleiner was dan de jaren voorheen.*

### België



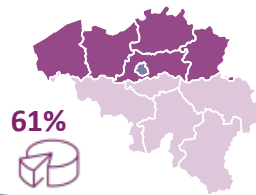
Verdeling van het vastgoedvolume in België :



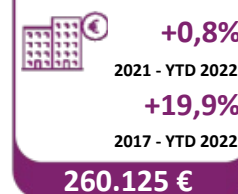
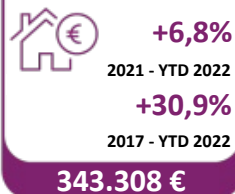
Inflatie 2021 - YTD 2022 : **6,5%**  
Inflatie 2017 - YTD 2022 : **14,3%**

## Vlaanderen

**+2,5%**

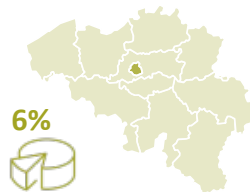


Verdeling van de markt  
huizen/appartementen

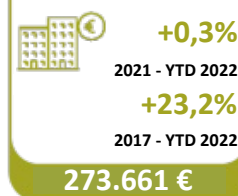


## Brussel

**0,0%**

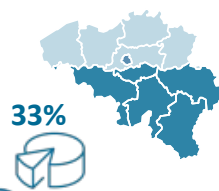


Verdeling van de markt  
huizen/appartementen



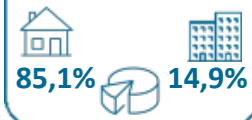


## Wallonië

**+2,0%**

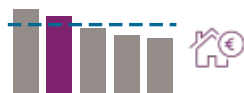
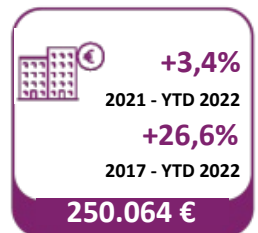

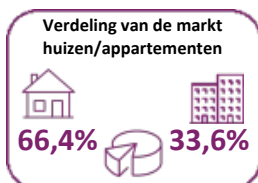
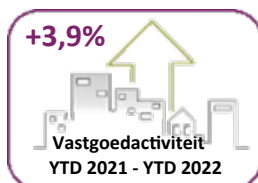


Verdeling van de markt  
huizen/appartementen

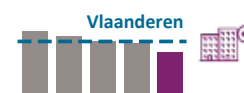
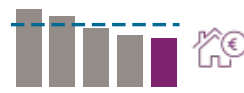
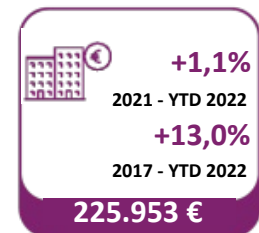
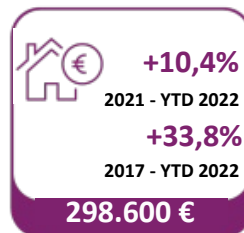
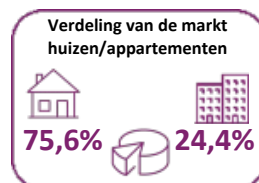


## Vlaamse provincies

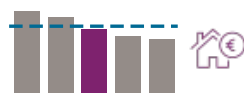
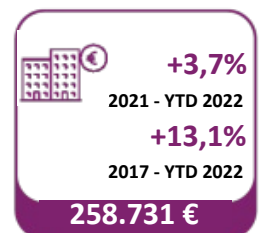
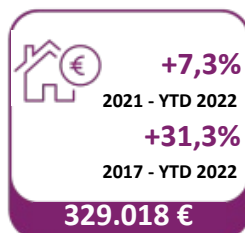
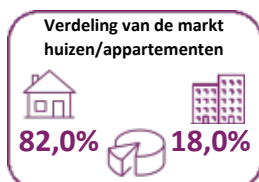
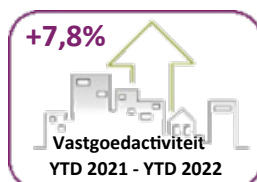
### Antwerpen



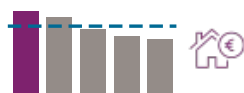
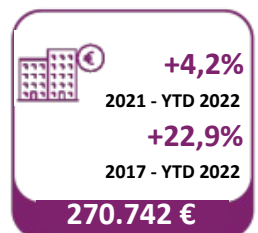
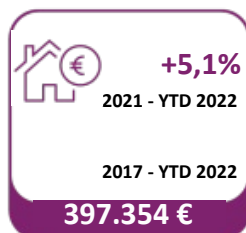
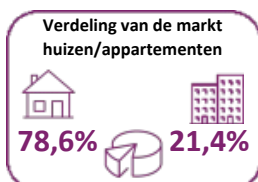
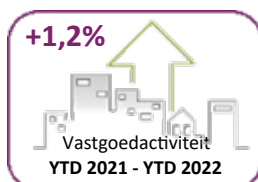
### Limburg



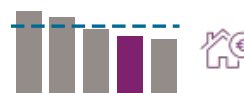
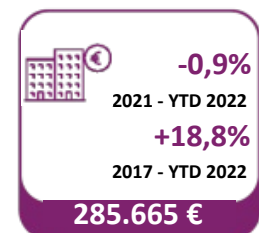
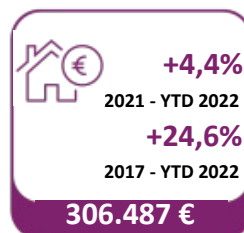
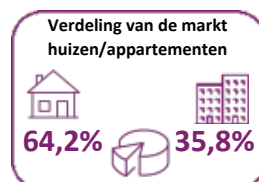
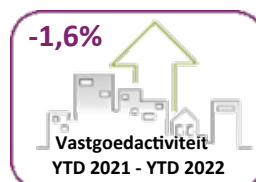
### Oost-Vlaanderen



### Vlaams-Brabant


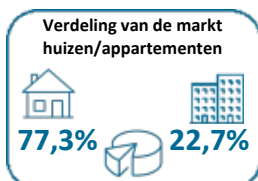
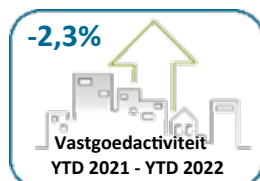


### West-Vlaanderen



## Waalse provincies

### Waals-Brabant

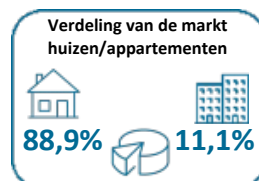
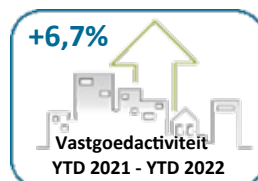


**437.081 €**

**297.794 €**



### Henegouwen


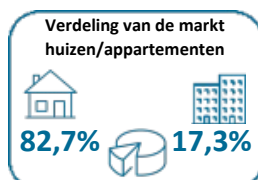
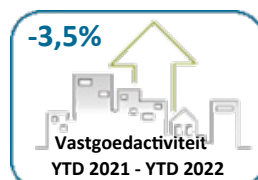


**186.922 €**

**158.131 €**



### Luik

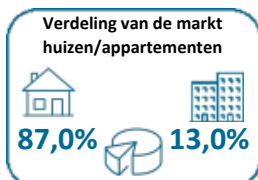
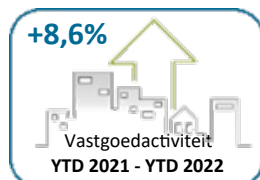


**217.120 €**

**182.618 €**



### Luxemburg

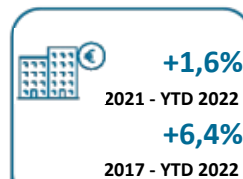

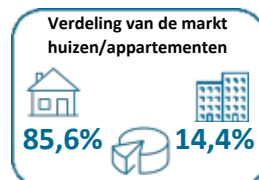
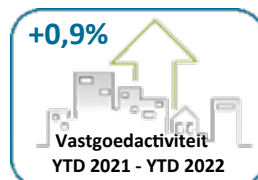


**243.284 €**

**195.788 €**



### Namen

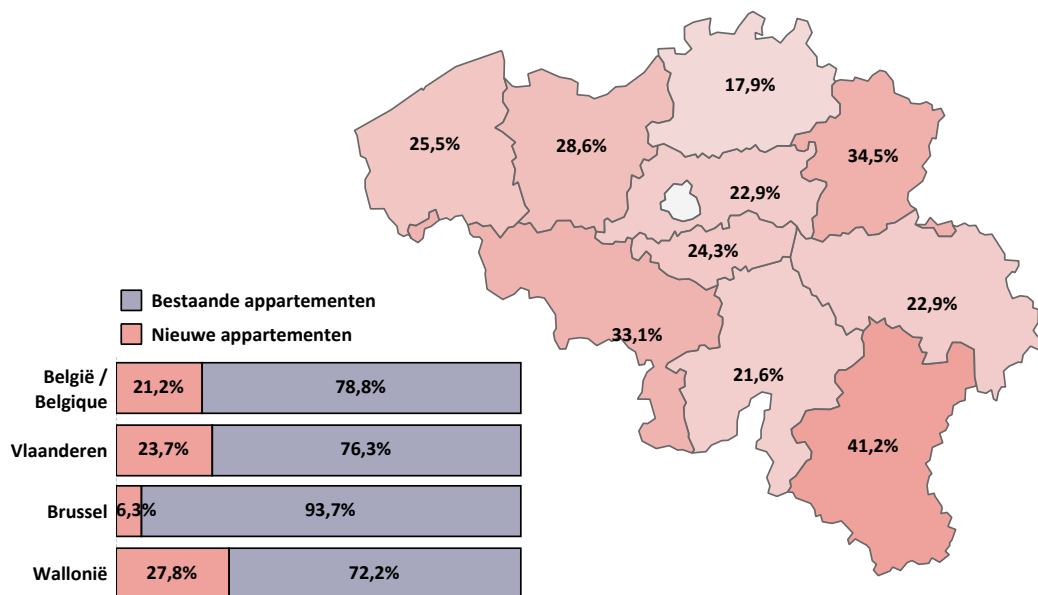


**225.080 €**

**184.551 €**



## Appartementen - Aandeel bestand / nieuwbouw 2021



## Appartementen - Gemiddelde prijs bestand/nieuw

Gemiddelde prijzen 2021 – evolutie ten opzichte van 2020:

