

NOTARISBAROMETER

T3 2025

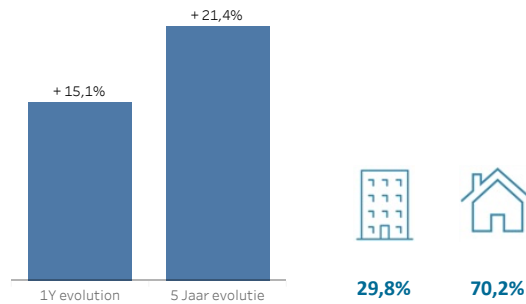
WWW.NOTARIS.BE

SAMENVATTING

De vastgoedmarkt leeft weer op na enkele moeilijke jaren. In de eerste negen maanden van 2025 waren er in ons land zo'n 15% meer verkopen in vergelijking met dezelfde periode in 2024.

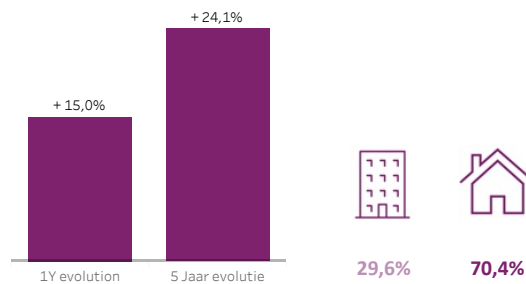
De gemiddelde prijs van een huis in België steeg met +5% naar 346.218 euro. Een appartement in ons land kostte gemiddeld 275.862 euro, een stijging van +1,7% in vergelijking met het jaargemiddelde van 2024.

VERKOPEN NATIONAAL

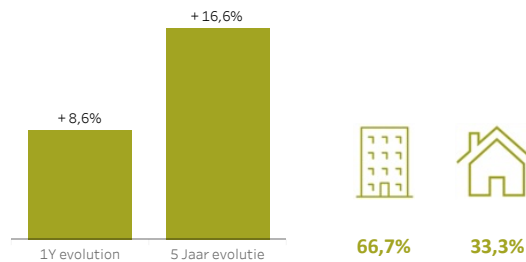


VERKOPEN REGIONAAL

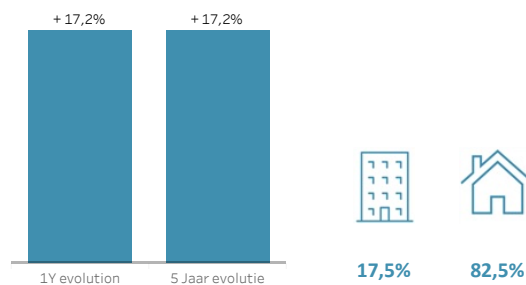
Vlaams Gewest



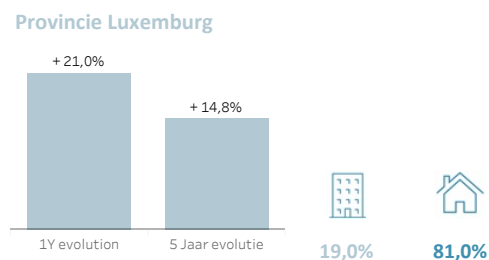
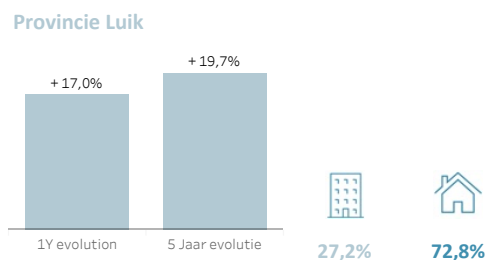
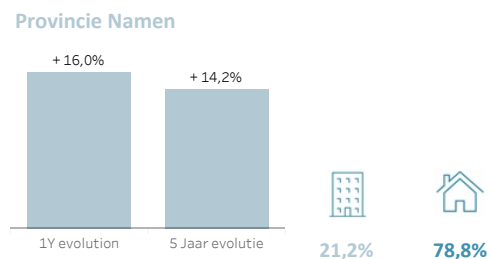
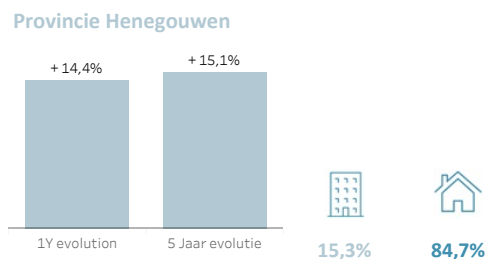
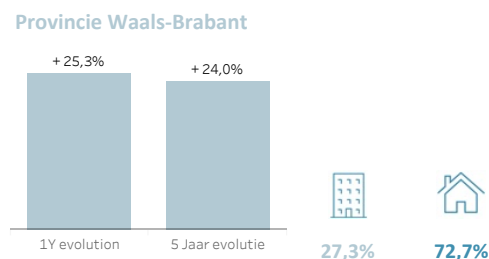
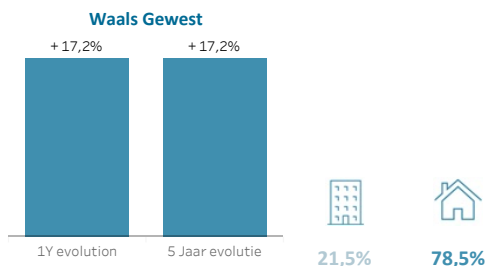
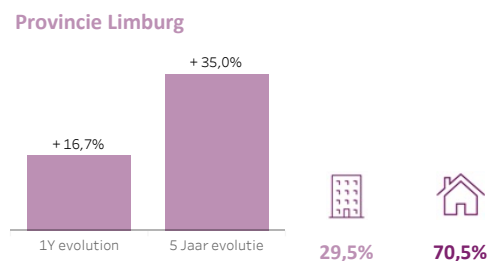
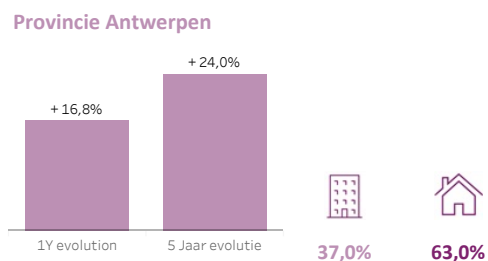
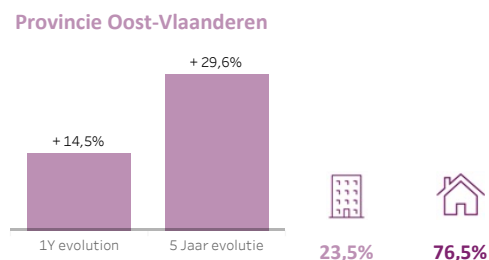
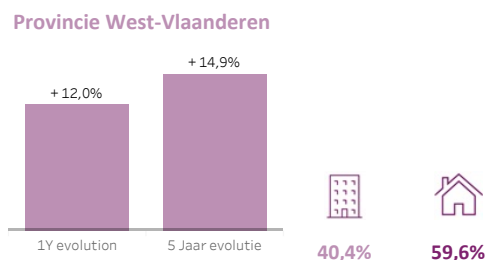
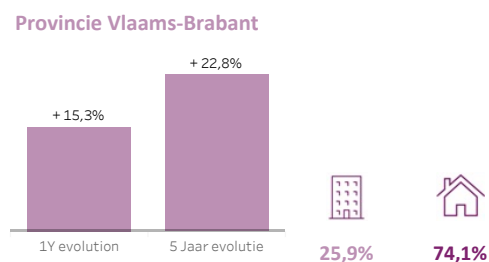
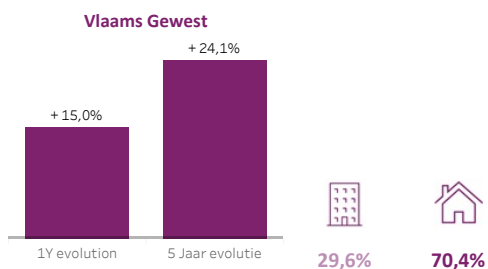
Brussels Hoofdstedelijk Gewest



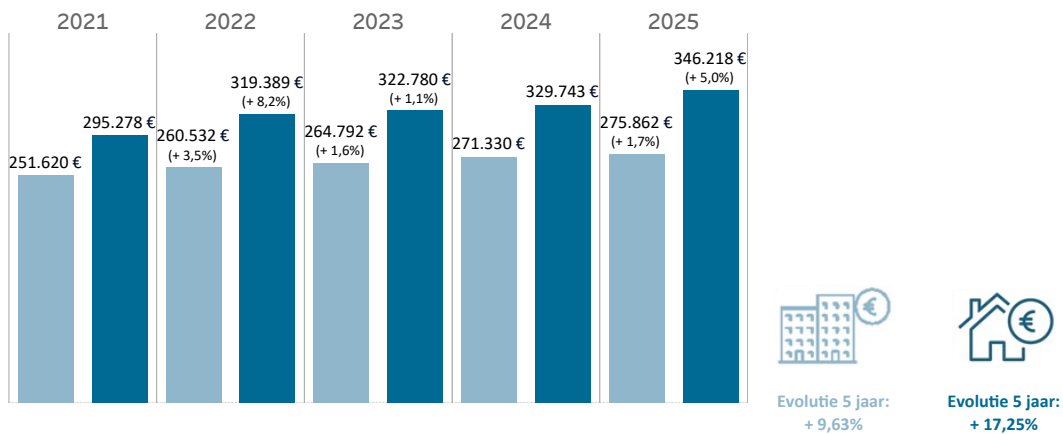
Waals Gewest



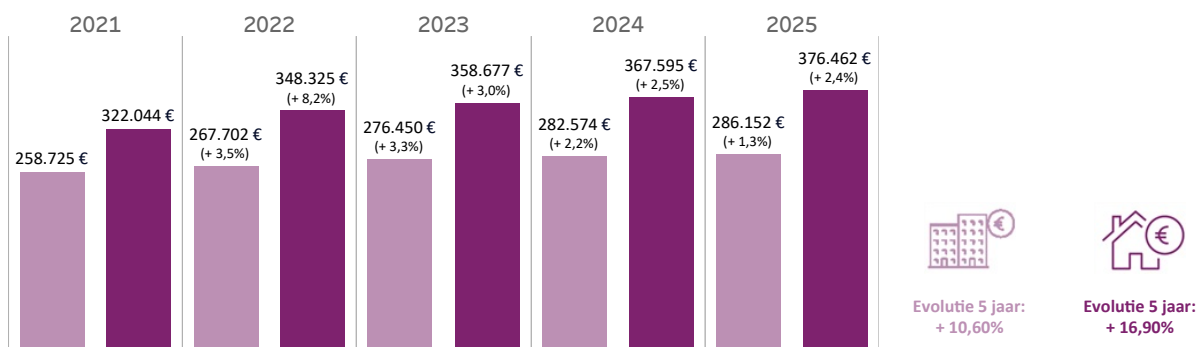
VERKOPEN PER PROVINCIE



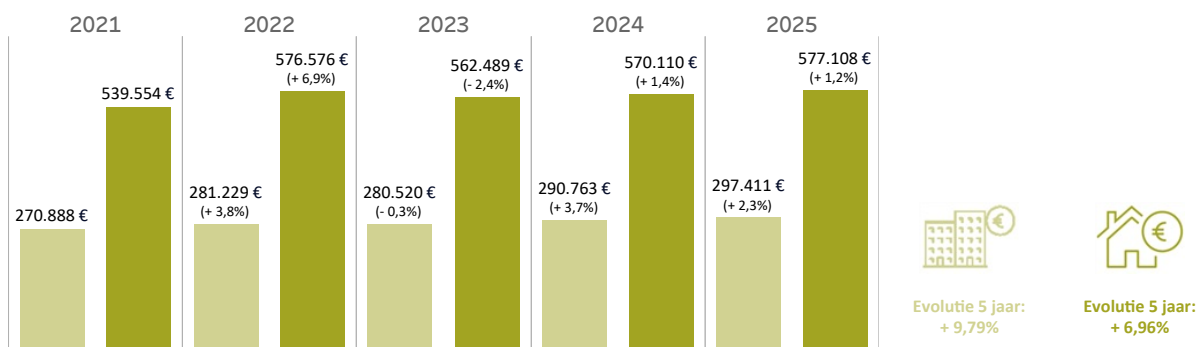
GEMIDDELDE PRIJZEN



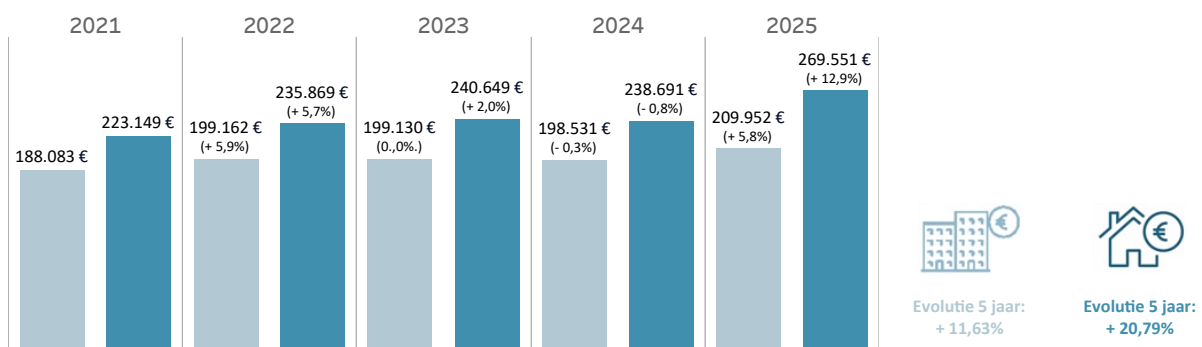
Vlaanderen



Brussels Hoofdstedelijk Gewest



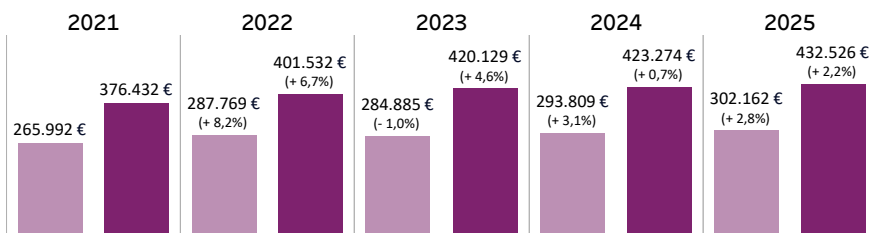
Wallonië



Inflatie 2024 - YTD 2025 : +2,3%
 Inflatie 2021 - YTD 2025 : +23,3%

GEMIDDELDE PRIJZEN VOOR PROVINCIES IN VLAANDEREN

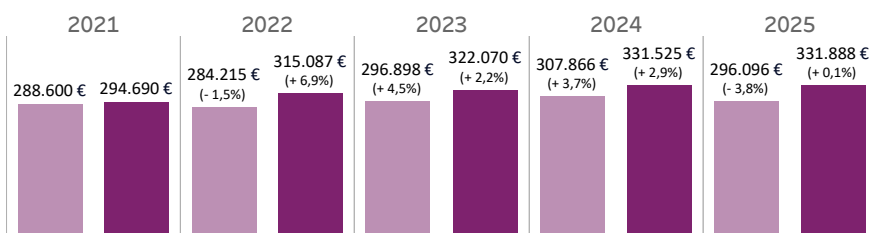
Vlaams-Brabant



Evolutie 5 jaar:
+ 13,60%

Evolutie 5 jaar:
+ 14,90%

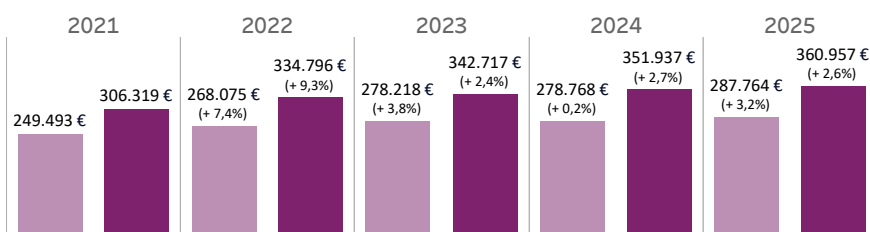
West-Vlaanderen



Evolutie 5 jaar:
+ 2,60%

Evolutie 5 jaar:
+ 12,62%

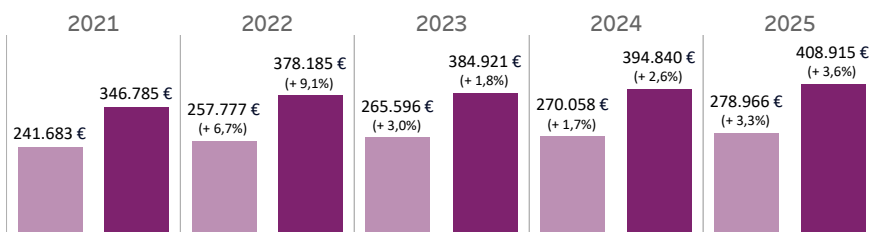
Oost-Vlaanderen



Evolutie 5 jaar:
+ 15,34%

Evolutie 5 jaar:
+ 17,84%

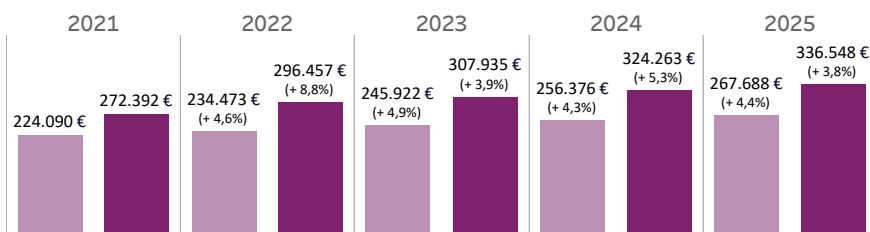
Antwerpen



Evolutie 5 jaar:
+ 15,43%

Evolutie 5 jaar:
+ 17,92%

Limburg

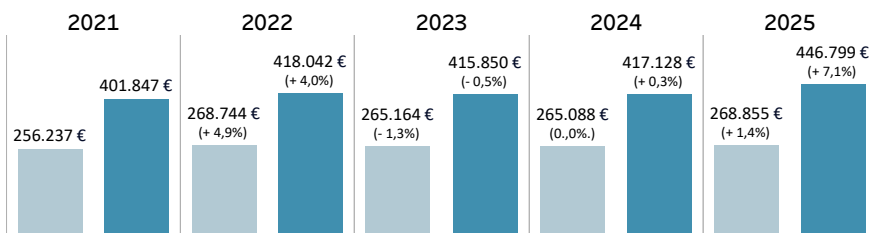


Evolutie 5 jaar:
+ 19,46%

Evolutie 5 jaar:
+ 23,55%

GEMIDDELDE PRIJZEN VOOR PROVINCIES IN WALLONIE

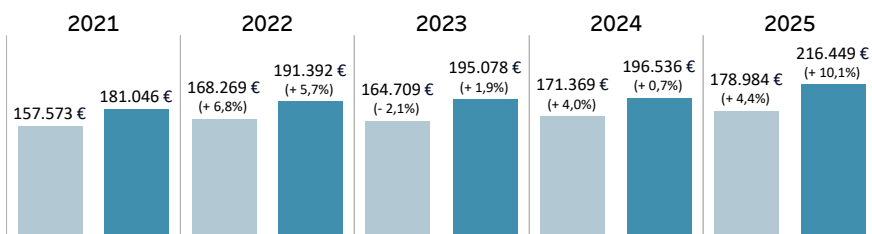
Waals-Brabant



Evolutie 5 jaar: + 4,92%

Evolutie 5 jaar: + 11,19%

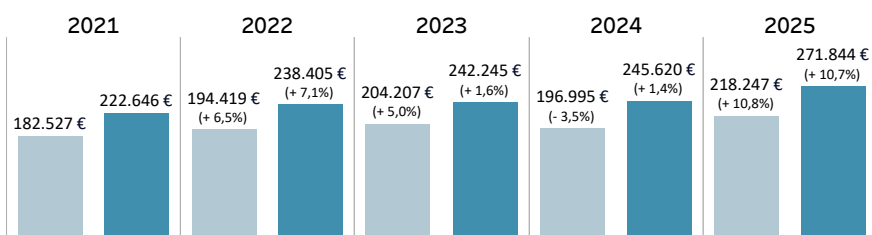
Henegouwen



Evolutie 5 jaar: + 13,59%

Evolutie 5 jaar: + 19,55%

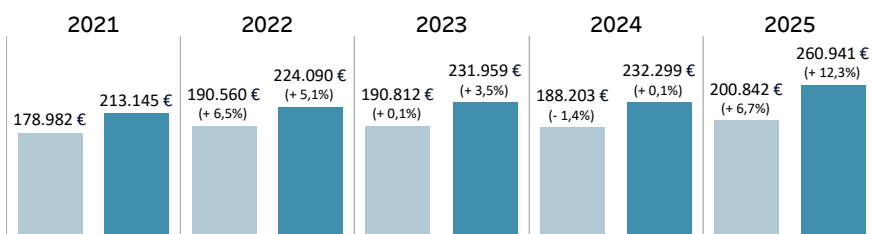
Namen



Evolutie 5 jaar: + 19,57%

Evolutie 5 jaar: + 22,10%

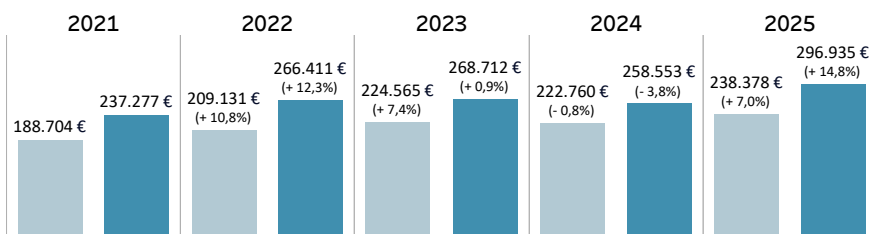
Luik



Evolutie 5 jaar: + 12,21%

Evolutie 5 jaar: + 22,42%

Luxemburg



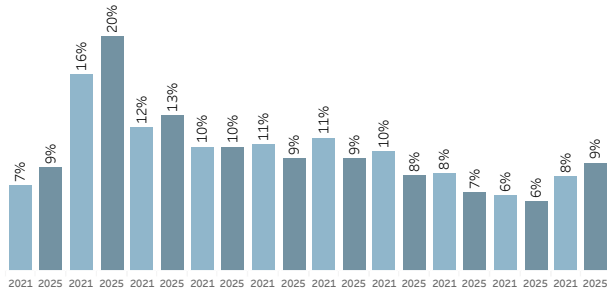
Evolutie 5 jaar: + 26,32%

Evolutie 5 jaar: + 25,14%

LEEFTIJDSCATEGORIEËN VAN KOPERS

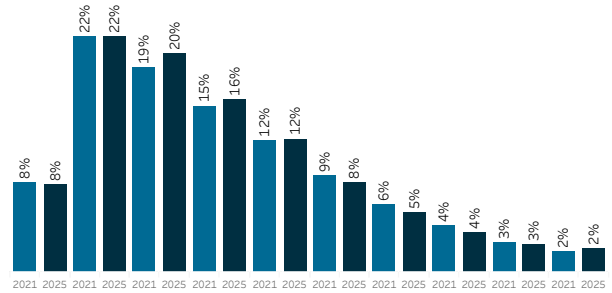
Appartements

18 - 25 26 - 30 31 - 35 36 - 40 41 - 45 46 - 50 51 - 55 56 - 60 61 - 65 65+



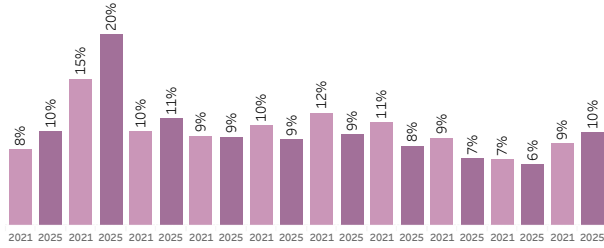
Maisons

18 - 25 26 - 30 31 - 35 36 - 40 41 - 45 46 - 50 51 - 55 56 - 60 61 - 65 65+



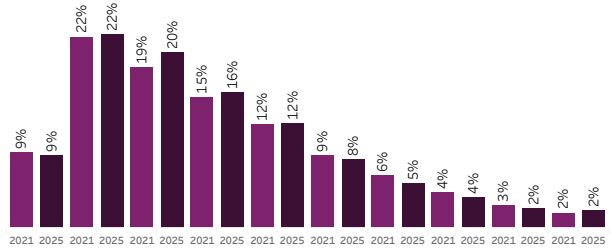
Vlaanderen

18 - 25 26 - 30 31 - 35 36 - 40 41 - 45 46 - 50 51 - 55 56 - 60 61 - 65 65+



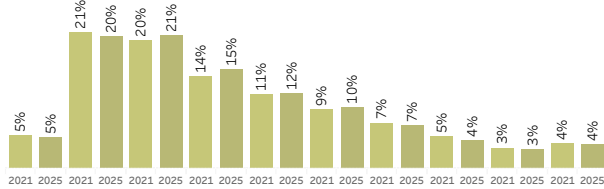
Vlaanderen

18 - 25 26 - 30 31 - 35 36 - 40 41 - 45 46 - 50 51 - 55 56 - 60 61 - 65 65+



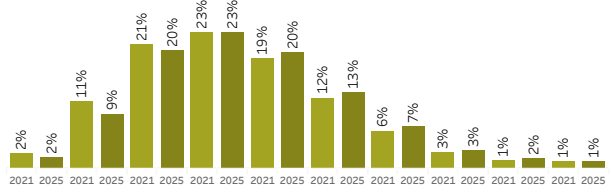
Brussels Hoofdstedelijk Gewest

18 - 25 26 - 30 31 - 35 36 - 40 41 - 45 46 - 50 51 - 55 56 - 60 61 - 65 65+



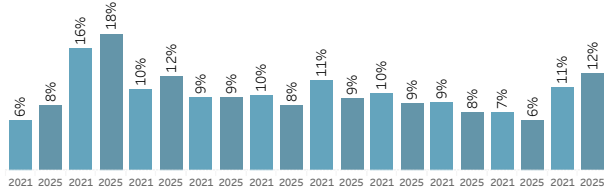
Brussels Hoofdstedelijk Gewest

18 - 25 26 - 30 31 - 35 36 - 40 41 - 45 46 - 50 51 - 55 56 - 60 61 - 65 65+



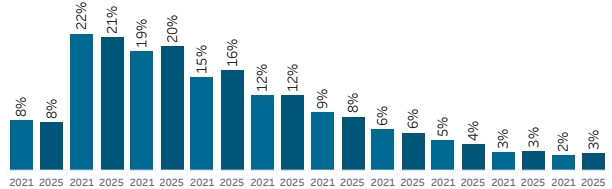
Wallonië

18 - 25 26 - 30 31 - 35 36 - 40 41 - 45 46 - 50 51 - 55 56 - 60 61 - 65 65+




Wallonië

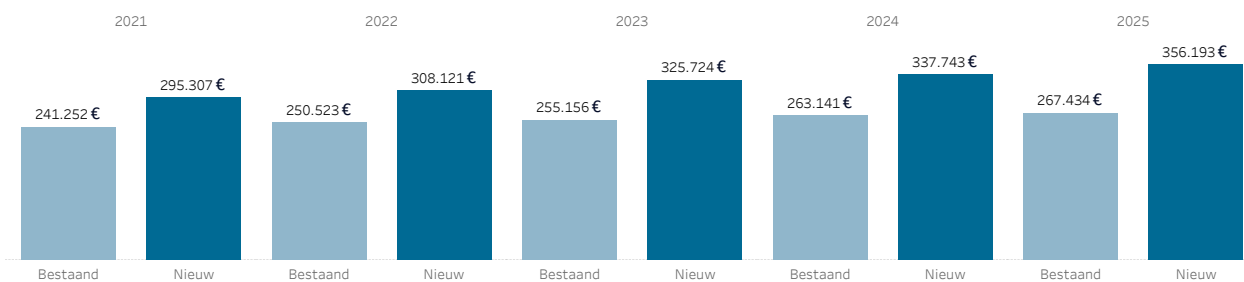
18 - 25 26 - 30 31 - 35 36 - 40 41 - 45 46 - 50 51 - 55 56 - 60 61 - 65 65+



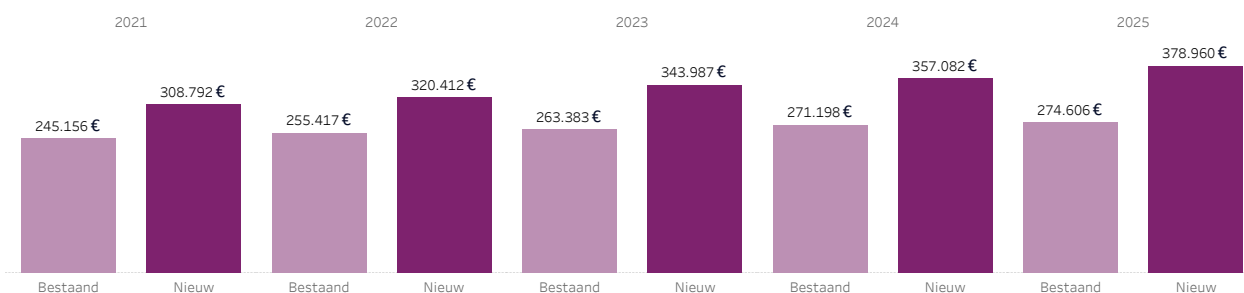
APPARTEMENTEN - AANDEEL NIEUW / BESTAAND



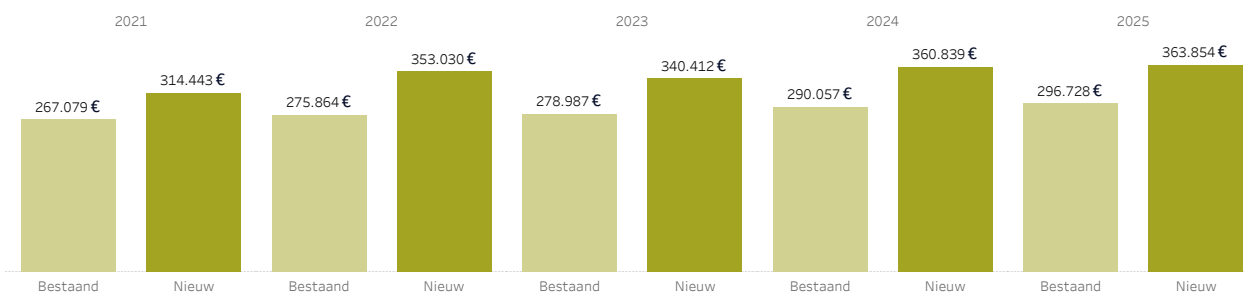
APPARTEMENTEN - GEMIDDELDE PRIJS NIEUW/BESTAAND



Vlaanderen



Brussels Hoofdstedelijk Gewest



Wallonië

